

PERFORMANCE DATA

Pressure Drop: Low
Silencer Casing: Standard
Silencer Liner: None
Pressure Attenuation (PA) Code: A

Dynamic Insertion Loss (DIL)

Inside Diameter (in.)	Length (in.)	Weight (lbs)	Face Velocity (FPM)	Pressure Drop (in. w.g.)	Octave Band Dynamic Insertion Loss (dB)								
					63 Hz	125 Hz	250 Hz	500 Hz	1000 Hz	2000 Hz	4000 Hz	8000 Hz	
12	24	28	+4000	0.16	2	4	11	16	23	17	13	12	
			0	0	3	4	13	17	24	17	13	12	
			-4000	0.16	3	5	14	18	26	17	13	12	
	36	42	42	+4000	0.18	3	5	15	24	29	20	15	14
				0	0	4	6	16	25	31	20	15	14
				-4000	0.18	4	6	18	27	33	20	15	14
24	48	129	+4000	0.16	2	4	10	22	19	11	10	11	
			0	0	2	5	11	24	20	11	10	11	
			-4000	0.16	3	5	13	25	21	11	10	11	
	72	194	194	+4000	0.19	3	5	15	34	24	14	13	15
				0	0	4	6	17	36	25	14	13	15
				-4000	0.19	4	7	19	38	27	14	14	15
36	72	272	+4000	0.15	3	5	13	20	15	10	9	8	
			0	0	3	5	14	22	16	10	9	8	
			-4000	0.15	4	6	16	23	17	10	9	8	
	108	408	408	+4000	0.2	4	6	18	31	22	16	14	11
				0	0	4	7	20	32	23	16	14	11
				-4000	0.2	5	8	22	34	24	16	14	11

Generated Noise(GN) @ 3 sq. ft. face area

Length (in.)	Face Velocity (fpm)	Octave Band Generated Noise (dB)							
		63 Hz	125 Hz	250 Hz	500 Hz	1000 Hz	2000 Hz	4000 Hz	8000 Hz
All Lengths	+4000	62	49	49	47	43	43	40	38
	0	30	25	20	15	10	10	10	10
	-4000	66	59	60	57	55	49	50	42

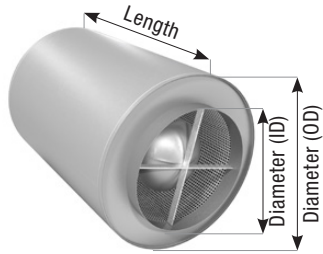
Generated Noise Correction Factors*

Face Area (sq. ft.)	1.5	3	6	12	24
dB	-3	0	+3	+6	+9

* Generated Noise adjustment factors for silencers with face area other than 3 sq.ft. Add or subtract factor to all octave bands.

Performance Notes:

1. Data tables are derived from values obtained in accordance with the latest version of ASTM E477.
2. "+" indicates performance data for forward flow (supply) applications.
3. "-" indicates performance data for reverse flow (return) applications.
4. Dynamic Insertion Loss is limited to 55 dB due to flanking.
5. For performance data specific to a configuration not cataloged, please use Price AIO Selection Software.
6. Outside Diameter (OD) = Inside Diameter (ID) + 8 in.



PERFORMANCE DATA

Pressure Drop: Standard
Silencer Casing: Standard
Silencer Liner: None
Pressure Attenuation (PA) Code: C

Dynamic Insertion Loss (DIL)

Inside Diameter (in.)	Length (in.)	Weight (lbs)	Face Velocity (FPM)	Pressure Drop (in. w.g.)	Octave Band Dynamic Insertion Loss (dB)							
					63 Hz	125 Hz	250 Hz	500 Hz	1000 Hz	2000 Hz	4000 Hz	8000 Hz
12	24	35	+1000	0.04	3	5	14	21	38	42	29	21
			0	0	3	5	14	21	39	42	29	20
			-1000	0.04	4	6	15	22	39	42	29	20
	36	52	+1000	0.04	4	7	18	28	41	44	35	25
			0	0	4	7	19	29	42	44	35	24
			-1000	0.04	5	7	20	29	43	44	34	24
24	48	157	+1000	0.04	4	7	14	30	35	31	21	16
			0	0	4	7	14	31	36	31	21	16
			-1000	0.04	4	7	15	31	37	31	21	16
	72	235	+1000	0.04	5	9	21	43	46	38	26	21
			0	0	5	9	21	44	47	38	26	21
			-1000	0.04	5	9	22	45	47	38	26	21
36	72	348	+1000	0.04	4	7	17	33	33	22	15	12
			0	0	4	7	18	33	34	22	15	12
			-1000	0.04	5	7	18	34	34	22	15	12
	108	522	+1000	0.05	6	9	24	46	44	30	21	16
			0	0	6	10	25	47	45	30	21	16
			-1000	0.05	6	10	26	48	46	30	20	16

Generated Noise (GN) @ 3 sq. ft. face area

Length (in.)	Face Velocity (fpm)	Octave Band Generated Noise (dB)							
		63 Hz	125 Hz	250 Hz	500 Hz	1000 Hz	2000 Hz	4000 Hz	8000 Hz
All Lengths	+1000	35	25	20	19	18	15	10	10
	0	30	25	20	15	10	10	10	10
	-1000	42	34	30	27	27	10	10	10

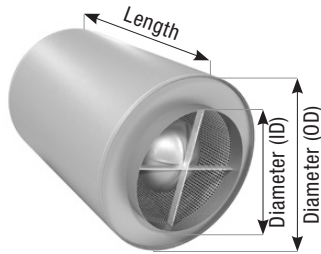
Generated Noise Correction Factors*

Face Area (sq. ft.)	1.5	3	6	12	24
dB	-3	0	+3	+6	+9

* Generated Noise adjustment factors for silencers with face area other than 3 sq.ft. Add or subtract factor to all octave bands.

Performance Notes:

1. Data tables are derived from values obtained in accordance with the latest version of ASTM E477.
2. "+" indicates performance data for forward flow (supply) applications.
3. "-" indicates performance data for reverse flow (return) applications.
4. Dynamic Insertion Loss is limited to 55 dB due to flanking.
5. For performance data specific to a configuration not cataloged, please use Price AIO Selection Software.
6. Outside Diameter (OD) = Inside Diameter (ID) + 8 in.



PERFORMANCE DATA

Pressure Drop: Standard
Silencer Casing: Standard
Silencer Liner: None
Pressure Attenuation (PA) Code: E

Dynamic Insertion Loss (DIL)

Inside Diameter (in.)	Length (in.)	Weight (lbs)	Face Velocity (FPM)	Pressure Drop (in. w.g.)	Octave Band Dynamic Insertion Loss (dB)								
					63 Hz	125 Hz	250 Hz	500 Hz	1000 Hz	2000 Hz	4000 Hz	8000 Hz	
12	24		+1000	0.12	4	7	15	26	39	36	23	18	
			0	0	4	7	16	26	40	36	23	18	
			-1000	0.12	5	7	17	27	41	36	23	17	
	36			+1000	0.11	5	8	21	33	44	44	29	23
				0	0	6	9	22	34	45	44	28	23
				-1000	0.11	7	9	24	33	47	44	28	23
24	48	171	+1000	0.1	5	8	16	34	43	40	26	20	
			0	0	5	8	17	34	44	40	26	20	
			-1000	0.1	5	9	18	35	45	40	26	19	
	72	256		+1000	0.12	6	10	23	47	48	48	32	25
				0	0	7	11	25	48	49	48	31	25
				-1000	0.12	7	11	26	50	51	48	31	25
36	72	376	+1000	0.1	6	10	21	42	47	40	22	16	
			0	0	7	11	22	43	48	40	22	15	
			-1000	0.1	7	11	23	44	50	40	22	15	
	108	564		+1000	0.13	9	15	29	54	54	55	31	20
				0	0	9	15	31	55	55	55	31	19
				-1000	0.13	10	16	33	55	55	55	30	19

Generated Noise (GN) @ 3 sq. ft. face area

Length (in.)	Face Velocity (fpm)	Octave Band Generated Noise (dB)							
		63 Hz	125 Hz	250 Hz	500 Hz	1000 Hz	2000 Hz	4000 Hz	8000 Hz
All Lengths	+1000	42	25	23	26	25	23	13	14
	0	30	25	20	15	10	10	10	10
	-1000	48	40	38	35	34	18	21	10

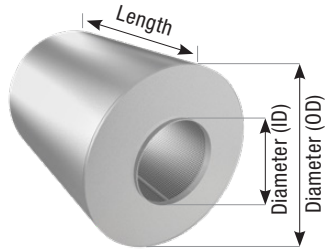
Generated Noise Correction Factors*

Face Area (sq. ft.)	1.5	3	6	12	24
dB	-3	0	+3	+6	+9

* Generated Noise adjustment factors for silencers with face area other than 3 sq.ft. Add or subtract factor to all octave bands.

Performance Notes:

1. Data tables are derived from values obtained in accordance with the latest version of ASTM E477.
2. "+" indicates performance data for forward flow (supply) applications.
3. "-" indicates performance data for reverse flow (return) applications.
4. Dynamic Insertion Loss is limited to 55 dB due to flanking.
5. For performance data specific to a configuration not cataloged, please use Price AIO Selection Software.
6. Outside Diameter (OD) = Inside Diameter (ID) + 8 in.



PERFORMANCE DATA

Pressure Drop: Low
Silencer Casing: Extended
Silencer Liner: None
Pressure Attenuation (PA) Code: A

Dynamic Insertion Loss (DIL)

Inside Diameter (in.)	Length (in.)	Weight (lbs)	Face Velocity (FPM)	Pressure Drop (in. w.g.)	Octave Band Dynamic Insertion Loss (dB)							
					63 Hz	125 Hz	250 Hz	500 Hz	1000 Hz	2000 Hz	4000 Hz	8000 Hz
12	24	41	+4000	0.16	8	13	13	14	21	14	12	12
			0	0	9	15	14	15	23	14	12	12
			-4000	0.16	10	17	16	15	24	14	12	12
	36	61	+4000	0.18	9	14	18	22	28	19	14	14
			0	0	10	16	21	23	30	19	14	14
			-4000	0.18	11	18	23	25	32	19	14	14
24	48	172	+4000	0.16	6	10	12	19	19	12	10	11
			0	0	7	12	13	20	21	12	10	12
			-4000	0.16	8	13	15	21	22	12	11	12
	72	258	+4000	0.19	9	15	19	27	24	14	14	15
			0	0	10	17	21	28	25	14	14	15
			-4000	0.19	11	19	24	30	27	14	14	15
36	72	346	+4000	0.15	7	12	12	19	15	9	9	8
			0	0	8	13	13	20	15	9	9	8
			-4000	0.15	9	14	15	21	16	9	9	8
	108	519	+4000	0.2	10	17	18	29	21	15	15	14
			0	0	12	19	20	31	23	15	15	14
			-4000	0.2	13	21	22	33	24	15	15	14

Generated Noise (GN) @ 3 sq. ft. face area

Length (in.)	Face Velocity (fpm)	Octave Band Generated Noise (dB)							
		63 Hz	125 Hz	250 Hz	500 Hz	1000 Hz	2000 Hz	4000 Hz	8000 Hz
All Lengths	+4000	62	49	49	47	43	43	40	38
	0	30	25	20	15	10	10	10	10
	-4000	66	59	60	57	55	49	50	42

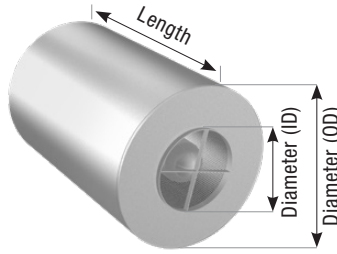
Generated Noise Correction Factors*

Face Area (sq. ft.)	1.5	3	6	12	24
dB	-3	0	+3	+6	+9

* Generated Noise adjustment factors for silencers with face area other than 3 sq.ft. Add or subtract factor to all octave bands.

Performance Notes:

1. Data tables are derived from values obtained in accordance with the latest version of ASTM E477.
2. "+" indicates performance data for forward flow (supply) applications.
3. "-" indicates performance data for reverse flow (return) applications.
4. Dynamic Insertion Loss is limited to 55 dB due to flanking.
5. For performance data specific to a configuration not cataloged, please use Price AIO Selection Software.
6. Outside Diameter (OD) = Inside Diameter (ID) + 16 in.



PERFORMANCE DATA

Pressure Drop: Standard
Silencer Casing: Extended
Silencer Liner: None
Pressure Attenuation (PA) Code: C

Dynamic Insertion Loss (DIL)

Inside Diameter (in.)	Length (in.)	Weight (lbs)	Face Velocity (FPM)	Pressure Drop (in. w.g.)	Octave Band Dynamic Insertion Loss (dB)								
					63 Hz	125 Hz	250 Hz	500 Hz	1000 Hz	2000 Hz	4000 Hz	8000 Hz	
12	24	47	+1000	0.04	9	15	18	18	38	40	25	18	
			0	0	9	16	18	19	39	40	25	18	
			-1000	0.04	9	16	19	19	39	40	25	18	
	36	71		+1000	0.04	10	16	23	28	41	43	33	23
				0	0	10	17	23	28	42	43	32	23
				-1000	0.04	11	17	24	29	43	43	32	23
24	48	199	+1000	0.04	8	13	18	26	33	28	20	16	
			0	0	8	13	18	27	34	28	20	16	
			-1000	0.04	9	14	19	27	35	28	20	16	
	72	299		+1000	0.04	11	18	27	36	43	32	22	20
				0	0	11	19	28	37	44	32	22	20
				-1000	0.04	12	19	29	38	45	32	22	20
36	72	422	+1000	0.04	8	14	19	28	33	21	14	12	
			0	0	9	14	20	28	34	21	14	12	
			-1000	0.04	9	15	21	29	34	21	14	12	
	108	633		+1000	0.05	12	20	29	42	45	29	21	19
				0	0	12	20	31	43	46	29	21	18
				-1000	0.05	13	21	32	43	46	29	20	18

Generated Noise (GN) @ 3 sq. ft. face area

Length (in.)	Face Velocity (fpm)	Octave Band Generated Noise (dB)							
		63 Hz	125 Hz	250 Hz	500 Hz	1000 Hz	2000 Hz	4000 Hz	8000 Hz
All Lengths	+1000	35	25	20	19	18	15	10	10
	0	30	25	20	15	10	10	10	10
	-1000	42	34	30	27	27	10	10	10

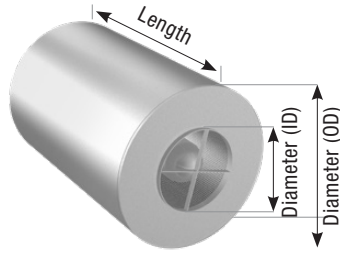
Generated Noise Correction Factors*

Face Area (sq. ft.)	1.5	3	6	12	24
dB	-3	0	+3	+6	+9

* Generated Noise adjustment factors for silencers with face area other than 3 sq.ft. Add or subtract factor to all octave bands.

Performance Notes:

1. Data tables are derived from values obtained in accordance with the latest version of ASTM E477.
2. "+" indicates performance data for forward flow (supply) applications.
3. "-" indicates performance data for reverse flow (return) applications.
4. Dynamic Insertion Loss is limited to 55 dB due to flanking.
5. For performance data specific to a configuration not cataloged, please use Price AIO Selection Software.
6. Outside Diameter (OD) = Inside Diameter (ID) + 16 in.



PERFORMANCE DATA

Pressure Drop: Standard
Silencer Casing: Extended
Silencer Liner: None
Pressure Attenuation (PA) Code: E

Dynamic Insertion Loss (DIL)

Inside Diameter (in.)	Length (in.)	Weight (lbs)	Face Velocity (FPM)	Pressure Drop (in. w.g.)	Octave Band Dynamic Insertion Loss (dB)								
					63 Hz	125 Hz	250 Hz	500 Hz	1000 Hz	2000 Hz	4000 Hz	8000 Hz	
12	24		+1000	0.1	10	16	22	23	38	35	22	18	
			0	0	10	18	22	24	39	35	22	18	
			-1000	0.1	10	18	23	24	40	35	22	18	
	36			+1000	0.11	11	17	26	32	47	44	30	25
				0	0	11	18	26	33	48	44	30	24
				-1000	0.11	12	18	27	34	50	44	30	24
24	48	213	+1000	0.1	9	15	22	30	42	39	25	19	
			0	0	9	15	23	31	43	39	25	19	
			-1000	0.1	10	16	24	32	44	39	25	19	
	72	320		+1000	0.12	12	19	33	45	51	48	33	26
				0	0	12	20	35	47	52	48	33	25
				-1000	0.12	13	21	37	48	54	48	33	25
36	72	450	+1000	0.1	10	16	27	36	47	38	21	16	
			0	0	10	17	28	37	48	38	21	15	
			-1000	0.1	11	18	30	38	49	38	21	15	
	108	675		+1000	0.13	14	23	42	54	54	55	29	21
				0	0	15	24	44	55	55	55	29	21
				-1000	0.13	16	26	46	55	55	55	29	21

Generated Noise (GN) @ 3 sq. ft. face area

Length (in.)	Face Velocity (fpm)	Octave Band Generated Noise (dB)							
		63 Hz	125 Hz	250 Hz	500 Hz	1000 Hz	2000 Hz	4000 Hz	8000 Hz
All Lengths	+1000	42	25	23	26	25	23	13	14
	0	30	25	20	15	10	10	10	10
	-1000	48	40	38	35	34	18	21	10

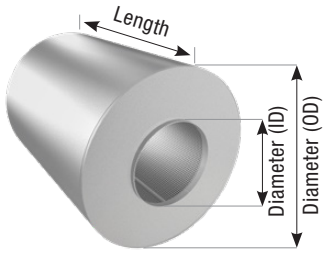
Generated Noise Correction Factors*

Face Area (sq. ft.)	1.5	3	6	12	24
dB	-3	0	+3	+6	+9

* Generated Noise adjustment factors for silencers with face area other than 3 sq.ft. Add or subtract factor to all octave bands.

Performance Notes:

1. Data tables are derived from values obtained in accordance with the latest version of ASTM E477.
2. "+" indicates performance data for forward flow (supply) applications.
3. "-" indicates performance data for reverse flow (return) applications.
4. Dynamic Insertion Loss is limited to 55 dB due to flanking.
5. For performance data specific to a configuration not cataloged, please use Price AIO Selection Software.
6. Outside Diameter (OD) = Inside Diameter (ID) + 16 in.



PERFORMANCE DATA

Pressure Drop: Low
Silencer Casing: Standard
Silencer Liner: Polymer Film
Pressure Attenuation (PA) Code: A

Dynamic Insertion Loss (DIL)

Inside Diameter (in.)	Length (in.)	Weight (lbs)	Face Velocity (FPM)	Pressure Drop (in. w.g.)	Octave Band Dynamic Insertion Loss (dB)								
					63 Hz	125 Hz	250 Hz	500 Hz	1000 Hz	2000 Hz	4000 Hz	8000 Hz	
12	24	28	+4000	0.16	2	3	9	14	20	17	13	9	
			0	0	3	4	10	15	21	17	13	9	
			-4000	0.16	3	4	12	15	22	17	13	9	
	36	42	42	+4000	0.18	3	4	12	20	25	20	15	11
				0	0	3	5	13	22	27	20	15	11
				-4000	0.18	4	6	15	23	28	20	15	11
24	48	129	+4000	0.16	2	4	8	19	16	11	10	9	
			0	0	2	4	9	20	17	11	10	9	
			-4000	0.16	3	5	10	21	18	11	10	9	
	72	194	194	+4000	0.19	3	5	12	29	20	14	13	11
				0	0	4	5	14	31	21	14	13	11
				-4000	0.19	4	6	15	32	23	14	14	12
36	72	272	+4000	0.15	3	4	10	17	13	10	9	6	
			0	0	3	5	11	18	13	10	9	6	
			-4000	0.15	3	5	13	19	14	10	9	6	
	108	408	408	+4000	0.2	4	6	14	26	19	16	14	9
				0	0	4	6	16	28	20	16	14	8
				-4000	0.2	5	7	18	29	21	16	14	8

Generated Noise (GN) @ 3 sq. ft. face area

Length (in.)	Face Velocity (fpm)	Octave Band Generated Noise (dB)							
		63 Hz	125 Hz	250 Hz	500 Hz	1000 Hz	2000 Hz	4000 Hz	8000 Hz
All Lengths	+4000	62	49	49	47	43	43	40	38
	0	30	25	20	15	10	10	10	10
	-4000	66	59	60	57	55	49	50	42

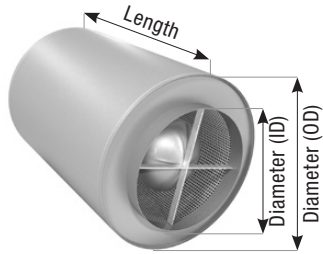
Generated Noise Correction Factors*

Face Area (sq. ft.)	1.5	3	6	12	24
dB	-3	0	+3	+6	+9

* Generated Noise adjustment factors for silencers with face area other than 3 sq.ft. Add or subtract factor to all octave bands.

Performance Notes:

1. Data tables are derived from values obtained in accordance with the latest version of ASTM E477.
2. "+" indicates performance data for forward flow (supply) applications.
3. "-" indicates performance data for reverse flow (return) applications.
4. Dynamic Insertion Loss is limited to 55 dB due to flanking.
5. For performance data specific to a configuration not cataloged, please use Price AIO Selection Software.
6. Outside Diameter (OD) = Inside Diameter (ID) + 8 in.



PERFORMANCE DATA

- Pressure Drop:** Standard
- Silencer Casing:** Standard
- Silencer Liner:** Polymer Film
- Pressure Attenuation (PA) Code:** C

Dynamic Insertion Loss (DIL)

Inside Diameter (in.)	Length (in.)	Weight (lbs)	Face Velocity (FPM)	Pressure Drop (in. w.g.)	Octave Band Dynamic Insertion Loss (dB)							
					63 Hz	125 Hz	250 Hz	500 Hz	1000 Hz	2000 Hz	4000 Hz	8000 Hz
12	24	35	+1000	0.04	3	5	11	18	32	42	29	16
			0	0	3	5	12	18	33	42	29	15
			-1000	0.04	3	5	12	18	34	42	29	15
	36	52	+1000	0.04	4	6	15	24	35	44	35	19
			0	0	4	6	15	25	36	44	35	18
			-1000	0.04	4	7	16	25	36	44	34	18
24	48	157	+1000	0.04	4	6	11	26	30	31	21	12
			0	0	4	7	12	26	31	31	21	12
			-1000	0.04	4	7	12	27	31	31	21	12
	72	235	+1000	0.04	5	8	17	37	39	38	26	16
			0	0	5	8	17	38	40	38	26	16
			-1000	0.04	5	8	18	38	40	38	26	16
36	72	348	+1000	0.04	4	6	14	28	28	22	15	9
			0	0	4	6	14	28	29	22	15	9
			-1000	0.04	4	7	15	29	29	22	15	9
	108	522	+1000	0.05	6	9	19	39	38	30	21	12
			0	0	6	9	20	40	38	30	21	12
			-1000	0.05	6	9	21	41	39	30	20	12

Generated Noise (GN) @ 3 sq. ft. face area

Length (in.)	Face Velocity (fpm)	Octave Band Generated Noise (dB)							
		63 Hz	125 Hz	250 Hz	500 Hz	1000 Hz	2000 Hz	4000 Hz	8000 Hz
All Lengths	+1000	35	25	20	19	18	15	10	10
	0	30	25	20	15	10	10	10	10
	-1000	42	34	30	27	27	10	10	10

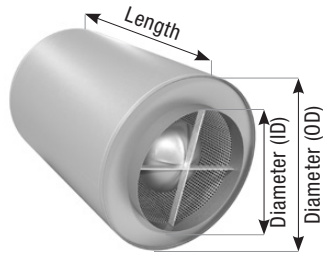
Generated Noise Correction Factors*

Face Area (sq. ft.)	1.5	3	6	12	24
dB	-3	0	+3	+6	+9

* Generated Noise adjustment factors for silencers with face area other than 3 sq.ft. Add or subtract factor to all octave bands.

Performance Notes:

- Data tables are derived from values obtained in accordance with the latest version of ASTM E477.
- "+" indicates performance data for forward flow (supply) applications.
- "-" indicates performance data for reverse flow (return) applications.
- Dynamic Insertion Loss is limited to 55 dB due to flanking.
- For performance data specific to a configuration not cataloged, please use Price AIO Selection Software.
- Outside Diameter (OD) = Inside Diameter (ID) + 8 in.



PERFORMANCE DATA

Pressure Drop: Standard
Silencer Casing: Standard
Silencer Liner: Polymer Film
Pressure Attenuation (PA) Code: E

Dynamic Insertion Loss (DIL)

Inside Diameter (in.)	Length (in.)	Weight (lbs)	Face Velocity (FPM)	Pressure Drop (in. w.g.)	Octave Band Dynamic Insertion Loss (dB)								
					63 Hz	125 Hz	250 Hz	500 Hz	1000 Hz	2000 Hz	4000 Hz	8000 Hz	
12	24		+1000	0.1	4	6	12	20	33	36	23	13	
			0	0	4	6	13	20	34	36	23	13	
			-1000	0.1	4	6	13	21	35	36	23	13	
	36			+1000	0.11	5	7	16	26	37	44	29	17
				0	0	5	7	17	27	38	44	28	17
				-1000	0.11	5	8	18	28	39	44	28	17
24	48	171	+1000	0.1	5	7	13	29	37	40	26	15	
			0	0	5	8	13	29	38	40	26	15	
			-1000	0.1	5	8	14	30	39	40	26	15	
	72	256		+1000	0.12	6	9	19	40	41	48	32	19
				0	0	6	10	20	41	42	48	31	19
				-1000	0.12	7	10	21	42	43	48	31	19
36	72	376	+1000	0.1	6	9	17	36	40	40	22	12	
			0	0	6	10	18	37	41	40	22	12	
			-1000	0.1	7	10	18	38	42	40	22	11	
	108	564		+1000	0.13	8	13	24	46	46	55	31	15
				0	0	9	14	25	47	47	55	31	15
				-1000	0.13	9	15	26	48	48	55	30	14

Generated Noise (GN) @ 3 sq. ft. face area

Length (in.)	Face Velocity (fpm)	Octave Band Generated Noise (dB)							
		63 Hz	125 Hz	250 Hz	500 Hz	1000 Hz	2000 Hz	4000 Hz	8000 Hz
All Lengths	+1000	42	25	23	26	25	23	13	14
	0	30	25	20	15	10	10	10	10
	-1000	48	40	38	35	34	18	21	10

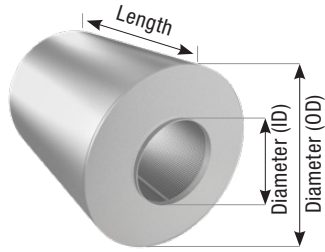
Generated Noise Correction Factors*

Face Area (sq. ft.)	1.5	3	6	12	24
dB	-3	0	+3	+6	+9

* Generated Noise adjustment factors for silencers with face area other than 3 sq.ft. Add or subtract factor to all octave bands.

Performance Notes:

1. Data tables are derived from values obtained in accordance with the latest version of ASTM E477.
2. "+" indicates performance data for forward flow (supply) applications.
3. "-" indicates performance data for reverse flow (return) applications.
4. Dynamic Insertion Loss is limited to 55 dB due to flanking.
5. For performance data specific to a configuration not cataloged, please use Price AIO Selection Software.
6. Outside Diameter (OD) = Inside Diameter (ID) + 8 in.



PERFORMANCE DATA

Pressure Drop: Low
Silencer Casing: Extended
Silencer Liner: Polymer Film
Pressure Attenuation (PA) Code: A

Dynamic Insertion Loss (DIL)

Inside Diameter (in.)	Length (in.)	Weight (lbs)	Face Velocity (FPM)	Pressure Drop (in. w.g.)	Octave Band Dynamic Insertion Loss (dB)							
					63 Hz	125 Hz	250 Hz	500 Hz	1000 Hz	2000 Hz	4000 Hz	8000 Hz
12	24	41	+4000	0.16	8	12	10	12	18	14	12	9
			0	0	8	14	12	12	19	14	12	9
			-4000	0.16	9	15	13	13	20	14	12	9
	36	61	+4000	0.18	8	13	15	19	24	19	14	11
			0	0	9	14	17	20	25	19	14	11
			-4000	0.18	10	16	19	21	27	19	14	11
24	48	172	+4000	0.16	6	9	10	16	16	12	10	9
			0	0	7	11	11	17	18	12	10	9
			-4000	0.16	8	12	12	18	19	12	11	9
	72	258	+4000	0.19	9	13	15	23	20	14	14	11
			0	0	10	15	17	24	22	14	14	11
			-4000	0.19	11	17	19	26	23	14	14	12
36	72	346	+4000	0.15	7	10	10	16	12	9	9	6
			0	0	8	12	11	17	13	9	9	6
			-4000	0.15	8	13	12	18	14	9	9	6
	108	519	+4000	0.2	10	15	14	25	18	15	15	11
			0	0	11	17	16	26	19	15	15	11
			-4000	0.2	12	19	18	28	21	15	15	11

Generated Noise (GN) @ 3 sq. ft. face area

Length (in.)	Face Velocity (fpm)	Octave Band Generated Noise (dB)							
		63 Hz	125 Hz	250 Hz	500 Hz	1000 Hz	2000 Hz	4000 Hz	8000 Hz
All Lengths	+4000	62	49	49	47	43	43	40	38
	0	30	25	20	15	10	10	10	10
	-4000	66	59	60	57	55	49	50	42

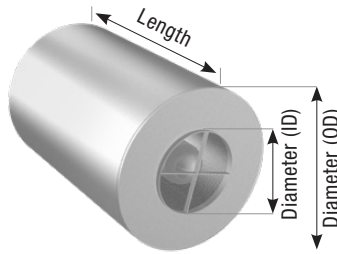
Generated Noise Correction Factors*

Face Area (sq. ft.)	1.5	3	6	12	24
dB	-3	0	+3	+6	+9

* Generated Noise adjustment factors for silencers with face area other than 3 sq.ft. Add or subtract factor to all octave bands.

Performance Notes:

1. Data tables are derived from values obtained in accordance with the latest version of ASTM E477.
2. "+" indicates performance data for forward flow (supply) applications.
3. "-" indicates performance data for reverse flow (return) applications.
4. Dynamic Insertion Loss is limited to 55 dB due to flanking.
5. For performance data specific to a configuration not cataloged, please use Price AIO Selection Software.
6. Outside Diameter (OD) = Inside Diameter (ID) + 16 in.



PERFORMANCE DATA

Pressure Drop: Standard
Silencer Casing: Extended
Silencer Liner: Polymer Film
Pressure Attenuation (PA) Code: C

Dynamic Insertion Loss (DIL)

Inside Diameter (in.)	Length (in.)	Weight (lbs)	Face Velocity (FPM)	Pressure Drop (in. w.g.)	Octave Band Dynamic Insertion Loss (dB)								
					63 Hz	125 Hz	250 Hz	500 Hz	1000 Hz	2000 Hz	4000 Hz	8000 Hz	
12	24	47	+1000	0.04	8	14	14	16	32	40	25	14	
			0	0	9	14	15	16	33	40	25	14	
			-1000	0.04	9	15	15	16	33	40	25	13	
	36	71	71	+1000	0.04	9	15	18	24	35	43	33	18
				0	0	10	15	19	24	36	43	32	17
				-1000	0.04	10	16	20	25	36	43	32	17
24	48	199	+1000	0.04	8	12	14	22	28	28	20	12	
			0	0	8	12	15	23	29	28	20	12	
			-1000	0.04	8	13	15	23	30	28	20	12	
	72	299	299	+1000	0.04	10	16	22	31	37	32	22	15
				0	0	11	17	22	32	37	32	22	15
				-1000	0.04	11	17	23	32	38	32	22	15
36	72	422	+1000	0.04	8	12	16	24	28	21	14	9	
			0	0	8	13	16	24	29	21	14	9	
			-1000	0.04	9	13	17	24	29	21	14	9	
	108	633	633	+1000	0.05	11	18	24	36	38	29	21	14
				0	0	12	18	25	36	39	29	21	14
				-1000	0.05	12	19	26	37	40	29	20	14

Generated Noise (GN) @ 3 sq. ft. face area

Length (in.)	Face Velocity (fpm)	Octave Band Generated Noise (dB)							
		63 Hz	125 Hz	250 Hz	500 Hz	1000 Hz	2000 Hz	4000 Hz	8000 Hz
All Lengths	+1000	35	25	20	19	18	15	10	10
	0	30	25	20	15	10	10	10	10
	-1000	42	34	30	27	27	10	10	10

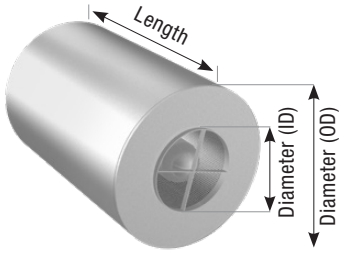
Generated Noise Correction Factors*

Face Area (sq. ft.)	1.5	3	6	12	24
dB	-3	0	+3	+6	+9

* Generated Noise adjustment factors for silencers with face area other than 3 sq.ft. Add or subtract factor to all octave bands.

Performance Notes:

1. Data tables are derived from values obtained in accordance with the latest version of ASTM E477.
2. "+" indicates performance data for forward flow (supply) applications.
3. "-" indicates performance data for reverse flow (return) applications.
4. Dynamic Insertion Loss is limited to 55 dB due to flanking.
5. For performance data specific to a configuration not cataloged, please use Price AIO Selection Software.
6. Outside Diameter (OD) = Inside Diameter (ID) + 16 in.



PERFORMANCE DATA

Pressure Drop: Standard
Silencer Casing: Extended
Silencer Liner: Polymer Film
Pressure Attenuation (PA) Code: E

Dynamic Insertion Loss (DIL)

Inside Diameter (in.)	Length (in.)	Weight (lbs)	Face Velocity (FPM)	Pressure Drop (in. w.g.)	Octave Band Dynamic Insertion Loss (dB)								
					63 Hz	125 Hz	250 Hz	500 Hz	1000 Hz	2000 Hz	4000 Hz	8000 Hz	
12	24		+1000	0.1	9	15	17	20	32	35	22	13	
			0	0	10	15	19	20	33	35	22	12	
			-1000	0.1	10	17	19	20	33	35	22	12	
	36			+1000	0.11	10	16	20	28	39	44	30	18
				0	0	11	16	22	28	40	44	30	17
				-1000	0.11	11	17	23	29	42	44	30	17
24	48	213	+1000	0.1	9	13	18	26	36	39	25	15	
			0	0	9	14	18	27	37	39	25	14	
			-1000	0.1	9	15	19	27	37	39	25	14	
	72	320		+1000	0.12	11	17	27	39	43	48	33	20
				0	0	12	18	28	40	44	48	33	19
				-1000	0.12	12	19	30	41	46	48	33	19
36	72	450	+1000	0.1	9	15	22	31	40	38	21	12	
			0	0	10	15	23	32	41	38	21	12	
			-1000	0.1	10	16	24	33	42	38	21	11	
	108	675		+1000	0.13	13	21	33	46	46	55	29	16
				0	0	14	22	35	47	47	55	29	16
				-1000	0.13	15	23	37	48	48	55	29	16

Generated Noise (GN) @ 3 sq. ft. face area

Length (in.)	Face Velocity (fpm)	Octave Band Generated Noise (dB)							
		63 Hz	125 Hz	250 Hz	500 Hz	1000 Hz	2000 Hz	4000 Hz	8000 Hz
All Lengths	+1000	42	25	23	26	25	23	13	14
	0	30	25	20	15	10	10	10	10
	-1000	48	40	38	35	34	18	21	10

Generated Noise Correction Factors*

Face Area (sq. ft.)	1.5	3	6	12	24
dB	-3	0	+3	+6	+9

* Generated Noise adjustment factors for silencers with face area other than 3 sq.ft. Add or subtract factor to all octave bands.

Performance Notes:

1. Data tables are derived from values obtained in accordance with the latest version of ASTM E477.
2. "+" indicates performance data for forward flow (supply) applications.
3. "-" indicates performance data for reverse flow (return) applications.
4. Dynamic Insertion Loss is limited to 55 dB due to flanking.
5. For performance data specific to a configuration not cataloged, please use Price AIO Selection Software.
6. Outside Diameter (OD) = Inside Diameter (ID) + 16 in.